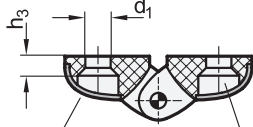


Type SH

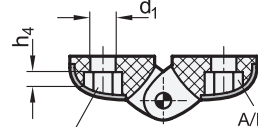
Type EH

**4 Type**

- SH** 2x2 bores for countersunk screws
- EH** 2x2 bores for socket cap screws / hexagon screws

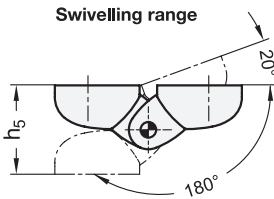


Cover  
Bores for countersunk screw DIN 7991

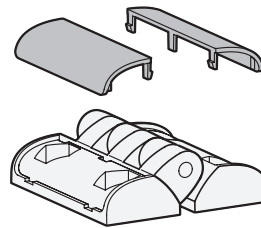


Bores for socket cap screw DIN 912  
hexagon screw ISO 4014

**Swivelling range**



**Assembly instruction**



**1**

**2**

**3**

l <sub>1</sub>		l <sub>2</sub>		d <sub>1</sub>		d <sub>2</sub>	h <sub>1</sub>	h <sub>2</sub>	h <sub>3</sub>	h <sub>4</sub>	l <sub>3</sub>	m <sub>1</sub>	m <sub>2</sub>	A/F
Nominal dimension	Actual dimension	Nominal dimension	Actual dimension	Type SH	Type EH					-0,5		±0,25	±0,25	Type EH
40	38	40	39,5	4,5	4,5	3	13	9	4,5	4	17,5	25	25	7
48	48	49	49,5	5,5	5,5	4	16,5	11,5	5	5	21,5	31	30,5	8,5
48	48	49	49,5	-	6,5*	4	16,5	11,5	5	5	21,5	31	30,5	10
65	63	65	65	6,5	6,5	5	21,5	15	7,5	7	29	40	40	10

\* not suitable for socket cap screw DIN 912-M6

**Specification**

- Plastic (Polyamide PA)
  - Glass fiber reinforced
  - Black, matte finish
  - Temperature resistant up to 80 °C
- Pin  
Plastic (Polyacetal POM)
- Cover  
Plastic (Polyacetal BPT)
  - Black, shiny finish
- Load Rating Information → Page 2126
- Plastic Characteristics → Page 2158
- RoHS

**Information**

The covers of the hinges GN 151.3 conceal the fixing elements and lend the hinges an attractive optical appearance.

see also...

- List of Hinge Types → Page 1284 ff.
- Hinges GN 122.2 (with Covers) → Page 1395
- Hinges GN 238 (Adjustable, with Covers) → Page 1372

**How to order**

**GN 151.3-48-49-5,5-EH**

- 1** l<sub>1</sub>
- 2** l<sub>2</sub>
- 3** d<sub>1</sub>
- 4** Type